

# Your Patient Portal

How to create your account and login

## Create Your Patient Portal Account

**1. Call your preferred ADH care center to inquire about creating an account.** The administrative staff will email you an invitation to the portal.

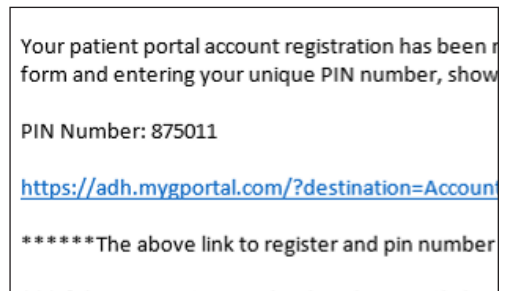
**2. Click the link in the email.** The link will send you to a new page, where it will ask you to verify your first name, last name, date of birth, and the PIN number, sent in the email.

**3. Follow the requirements for your username and password.**

NOTE: We suggest you write down your username, password, and security question and answer, in case you forget in the future.

NOTE: If you do not receive an email, you may need to:

- check your junk folder (the email is sent from a “noreply” address), or
- call the care center to see if they have the right email address.



NEW ACCOUNT REGISTRATION

First name:

Last name:  Last name Please enter your first and last name as you are registered at our practice.

Date of birth:  Date Of Birth

Portal PIN number:  Portal PIN number Registration on our patient portal requires a PIN number. If you do not have a PIN number, you may contact us to obtain a PIN number.

CREATE YOUR LOGIN.

Username:  Username Username must be at least 2 characters long. No special characters are allowed.

Password:  Password

Confirm password:  Confirm password Passwords must contain the following:  
• At least one Capitalized and lowercase letter  
• At least one Numeric digit  
• At least one Non-Alphanumeric character  
Your password must be at least 8 characters long.

Security question:    
The answer has to have at least 2 characters.

Security question answer:

**4. Read the Terms of Service then click “I Accept.”**

NOTE: You must accept the Terms of Service to register.

ACCEPT THE TERMS OF USE.

I Accept.

By clicking in this box I certify that I have read and agree to the [Privacy Policy](#), [Terms and Conditions](#) and [Patient Portal](#).

**5. Click “Register.”**

Register

6. A new page will open for you to fill out your **Health Information Summary**. Please fill out the summary to the best of your ability, as it will make your next visit easier for you and your doctor.

NOTE: The Health Information Summary does not replace the registration forms you must fill out prior to any visit.

7. Click the dropdown box in the upper right hand corner of the screen to designate the **ADH care center you visited/will visit**.

8. Click “Submit” at either the top or bottom of the page.

9. You will be sent to your Patient Portal homepage, where you can access all Patient Portal features:

- Update your Health Summary
- Check your balance or pay a bill
- See messages from your care center, and send a message to your care center and/or your doctor
- See documents published to your account

Update Clinical Information

My information

Email:

Personal: jconnor@allieddigestivehealth.com

Work:

Other:

Contact Preference:

Cell number

Any method

Patient Portal HIPAA compliant email

Patient declines to specify

Other:

Monmouth Gastro

Submit Cancel

Allied Digestive Health

Welcome, John Tester

Home

Messages

Health Summary

My Documents

Billing

My Account

Log Off

NEW MESSAGES VIEW ALL

no new messages

Send a message

Update your information

Request an appointment

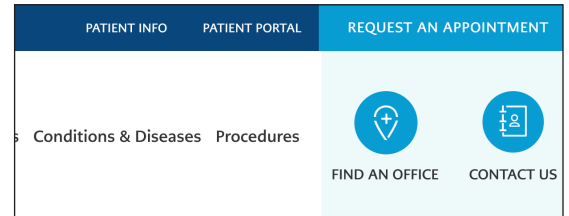
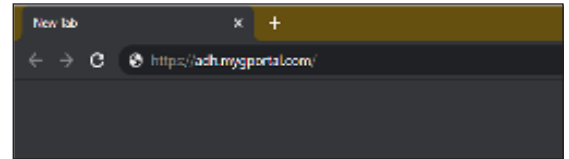
Pay your bill

10. Once you create your account, you will receive email updates when you have a new message or a published document in your portal.

# Login to Your Patient Portal Account


## 1. To access your Patient Portal, you may:

- a. Go to **allieddigestivehealth.com** and click “Patient Portal” at the top of the homepage, or
- b. Go to your web browser and use the link **adh.mygportal.com/**



## 2. Enter your username and password.

NOTE: If you do not remember your username or password, click the “forgot username” or “forgot password” options to reset them.



If you have any questions or need additional technical support, please contact our office at 732-222-3805 ext. 1523 or 1528, Monday through Friday, 9:00 a.m. to 4:30 p.m. EST.